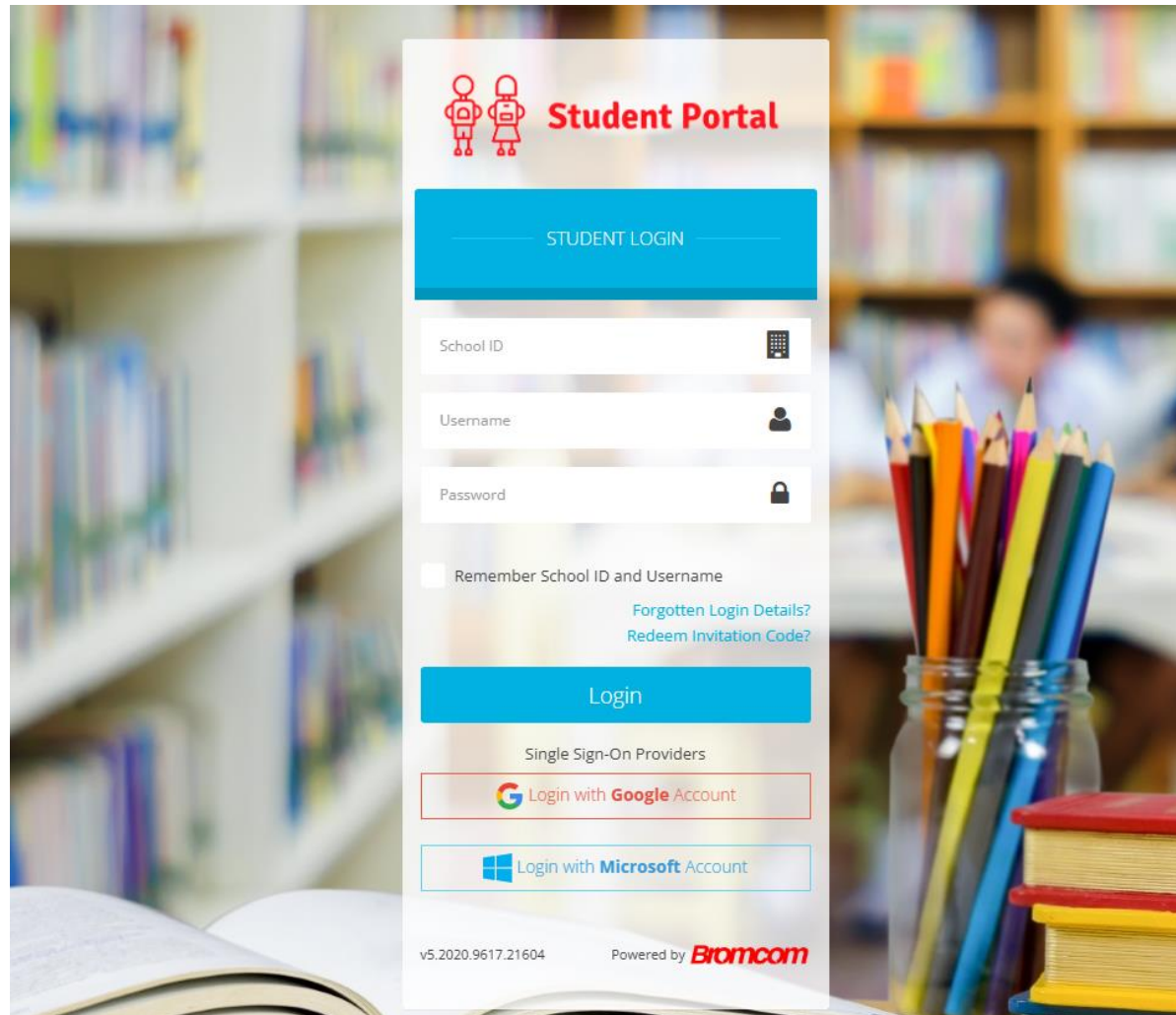


# Accessing your work on the student portal

Please email [ITHelpdesk@clf.uk](mailto:ITHelpdesk@clf.uk) if you require support.



All work can be accessed on the 'Student Portal'.




Parents and carers will also be able to see all this information on their MCAS app



# Accessing the Student Portal

1. Open Google Chrome
2. Go onto the BBA website and sign in.
3. Click on the Student Portal Tile on the Navigator



# Logging in to the Portal

bromcomvle.com

STUDENT LOGIN

School ID

Username


Password


Remember School ID and Username

[Forgotten Login Details?](#)  
[Redeem Invitation Code?](#)

Login

Single Sign-On Providers

 Login with Google Account

 Login with Microsoft Account

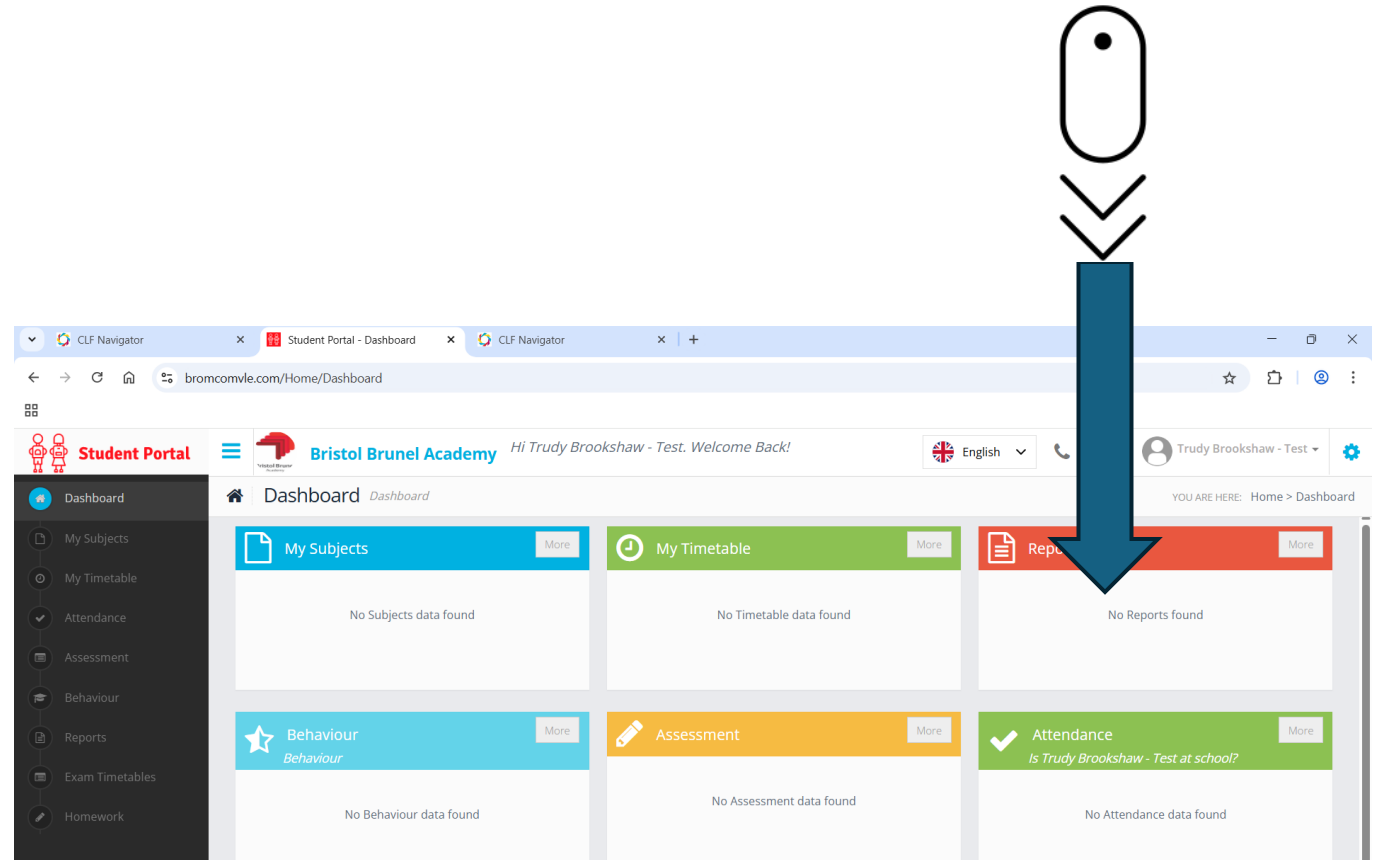
v5.2020.9281.28885 Powered by **Bromcom**

3. Click on "Login with Microsoft"

4. When Prompted, enter your school email address firstname.lastname@bba.clf.uk and then enter your computer **password**

# Student Portal Dashboard

5. Scroll down all the way to the **end of the page**



# Scroll down

The homework Tile can be found at the bottom of the screen

6. Click on the homework of interest to see more information


The screenshot shows a school dashboard interface. On the left is a dark sidebar with navigation options: Dashboard, My Subjects, My Timetable, Attendance, Assessment, Behaviour, Reports, Exam Timetables, and Homework. The main content area is titled 'Dashboard' and contains several tiles. A 'Homework' tile is located at the bottom of the sidebar, highlighted by a blue arrow. The main content area also features a 'Calendar Events' tile and a list of academic progress items, each with a green checkmark. The breadcrumb 'YOU ARE HERE: Home > Dashboard' is visible in the top right corner.

Due Date	Title	Subject	Teacher	Submitted
		Science		✗


# 7. This would lead you to an information page with details about the homework

Homework - Science - Miss F Ali ×

## Block 4 revision

Set - May 21, 2025 Due - May 28, 2025 Send a message **Status:** Late 

**Description:** revision

**Resources:**  [Block 4 revision science.pptx](#)

---

**Submission Type:** Submit a file online

Finished your homework? Save your work and then upload it using the 'Browse' button below. You can also add a message for your teacher, which they'll receive with your submitted file.

**Submit File(s):** Browse

**Comment:**

Submit Close

# Accessing the work using the App

- You will also need to select 'sign in to Microsoft' and enter your school email address and computer password.

Please email [ITHelpdesk@clf.uk](mailto:ITHelpdesk@clf.uk) if you are unsure of your computer log on details.