



Bristol Brunel Academy







Quick Guide to the SEND Information Report



Cabot Learning Federation

What is SEND - Special Education Need and Disabilities?

A child has SEND if they have a **learning difficulty or disability** which calls for special educational provision, in addition to what is provided for their other peers, to be made for him or her. Special educational needs and disabilities (**SEND**) can affect a child's ability to learn. They can broadly affect their:

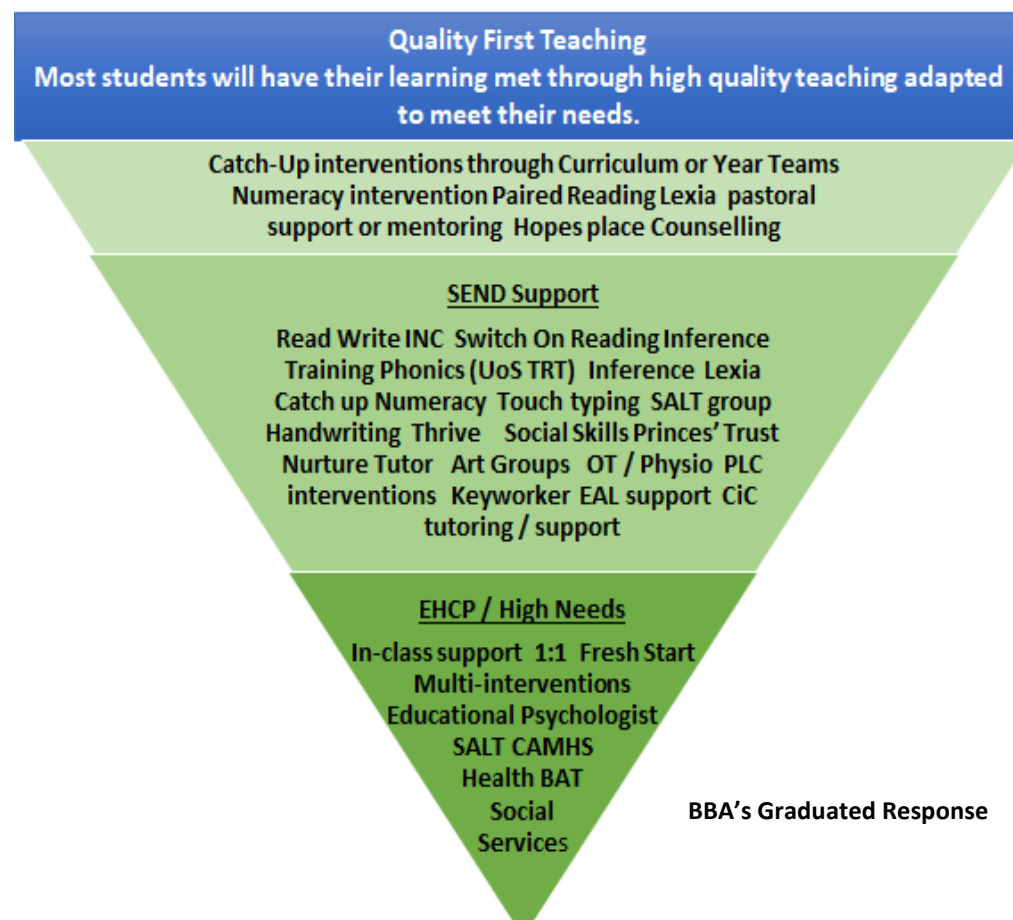
Ability to understand/process information socially and in learning	Reading, writing, numeracy	Ability to concentrate and focus on a task	Emotional or mental health –maintaining a positive self-esteem and feelings -leading to anxiety or low mood	Behaviour – learning to regulate their emotions; and social interaction – the way they talk to adults and other children	Sensory / Physical ability , including visual, hearing, motor coordination, spatial awareness or medical.
					

What other learning needs are there?

Children may have other learning needs such as English as an additional language or having missed gaps in education for various different reasons. The Learning Support Team also provide support for students who are Children in Care or previously looked after children and those which have medical needs.

What happens if your child is struggling to access learning at BBA?

- Our **teachers plan their lessons to a high standard to meet a wide range of needs in their classes**. Some children require more support than others, so the teacher will change their teaching to meet the needs of these children. This is known as **Quality First Teaching**. If a child seems to be struggling more than 'usual', the teacher will inform the Year Team and you. The teacher and Year Team will **help and support with possible strategies** talking with SENDCo (Special Educational Needs and Disabilities Coordinator). They will **check for impact of this support and check the progress of your child**. The extra support usually means the child starts to make progress and gets back 'on track'.
- If your child does not show signs of making progress, the teacher will refer to the Learning Support Team. We will **contact you** to discuss your child's needs. Further assessment may be completed. We will put in place more support for them and regularly check their progress. This stage is called **SEND Support** and your child will now be added to the **SEND register**. The **extra support** may be **from in school provision through graduated approach**- including assessments, interventions, assistive technology used in lessons or access to additional adult support.
- We may seek the help of **appropriate outside agencies**, but **we'll talk** through this with you. We may also **ask you to visit your GP** to further investigate your child's needs. You will be **updated about your child's progress** and next steps through parent's evenings, learning support evenings, communication from teachers/SENDCo and reports.
- If your child's **needs are complex, long term and personalised support is needed** for them consistently to access their learning, then we will consider the following:
We may start having **Annual Reviews** and put a **Support Plan** in place so that we can look at progress and needs over time. We may ask an **Educational Psychologist, Speech and Language Therapist, Paediatrician or another specialist** to meet with you and your child.
We may apply for **'Top-Up' funding for your child**, through Bristol Local Authority to support their individual needs as provision is above what the school gives for other SEND students.



- We may talk with you about applying for an **Education, Health and Care Plan** issued by the Local Authority.

Who can apply for an Education, Health and Care Plan?

- **Anyone involved with the child** - parents, carers, social worker, education and health professionals - can apply to the local authority for a needs assessment for an Educational Health and Care Plan.
- You can access further information on EHCPs, SEND and the Bristol Local Offer via their website [Bristol Local Offer Website](#)

Support and advice for Families

- Support for families with children who have SEND can be accessed through SEND and You - [SAY](#) and FLORA (Families, Local Offer, Resources and Advice) on 0117 352 6020, or email flora@bristol.gov.uk

Where can I find out more about Learning Support at BBA?

- Please visit the academy's website and there is a dedicated page to [SEND and Learning Support](#) with the full Information Report and Learning Support Parent Booklet.

Who can I talk to find out more?

Any of the following members of staff will be able to assist you in finding out more about Learning Support at BBA:

- Our Associate Assistant Principal Learning Support and Special Educational Needs Coordinator (SENDCo) Lou Coles Email: louise.coles@clf.uk –general enquiries
- Our Key Stage 3 SENDCo Nathan Rutter Email: nathan.rutter@clf.uk - general enquiries
- Our Leader of Learning Support Sydney Wesley Weeks Email: sydney.wesley-weeks@clf.uk – general enquiries, links to key workers / LSAs
- Our Leader of the Personalised Learning Centre Sophie Elsbury Email: sophie.elsbury@clf.uk or Chloe Drake Email: chloe.drake@clf.uk – Fresh Start, SEMH needs